

CANUKU TIDE



BAKAMA TIDE as shown, CANUKU TIDE similar

ALUCAT 1605 FAST CREWBOAT

Vessel Characteristics

Length, Overall:	53.2 ft	16.2 m
Beam:	17.7 ft	5.4 m
Depth:	6.2 ft	1.9 m
Maximum Draft:	3 ft	0.9 m
Minimum Height:	21.7 ft	6.6 m
Freeboard:	3.3 ft	1 m
Displacement:	20 lt	20 mt
Deadweight:	3.9 lt	4 mt
Clear Deck Space:	12 x 9.2 ft	3.7 x 2.8 m
Clear Deck Area:	96.9 ft ²	9 m ²
Deck Strength:	100 lb/ft ²	0.5 t/m ²

Capacities

Deck Cargo:	2 lt	2 t
Fuel Oil:	530 gal	2 m ³
Potable Water:	66 gal	0.2 m ³

TIDEWATER

Find out more

tdw.com

Pg.2 Further Specifications

Pg.3 General Arrangement

NOTICE: The data contained herein is provided for convenience of reference to allow users to determine the suitability of the Company's equipment. The data may vary from the current condition of equipment which can only be determined by physical inspection. Company has exercised due diligence to insure that the data contained herein is reasonably accurate. However, Company does not warrant the accuracy or completeness of the data. In no event shall Company be liable for any damages whatsoever arising out of the use or inability to use the data contained herein.

LAST UPDATE: 11/19/2023



Machinery

Main Engines (2):	Cat 3406E DI TA		
Total HP:	1,200		
Propellers (2):	Waterjets - Kamewa FF375S		
Primary Generators (1):	5 kw	230 v	50 hz
Driven by:	Main Engine		

Performance*

Fuel Consumption Vs Speed	
Maximum:	5.3 m ³ /day (58 gph) @ 29 knots
Cruising:	2.5 m ³ /day (27 gph) @ 21 knots
Economical:	1.5 m ³ /day (16 gph) @ 15 knots
Standby:	0.4 m ³ /day (4 gph) @ 0 knots
Range @ 21 Knots:	400 nm

Deck Equipment

Anchors (1):	53 lbs POOL
Anchor Chain:	10.1 m of 10.2 mm chain per side

Nav/Comms Equipment

Radar(s):	2
Depth Sounder:	1
Cyro Compass:	N/A
Wind Speed Indicators:	N/A
Doppler Log:	N/A
Radio:	2 x VHF; 1 x SSB
Sat Com:	N/A

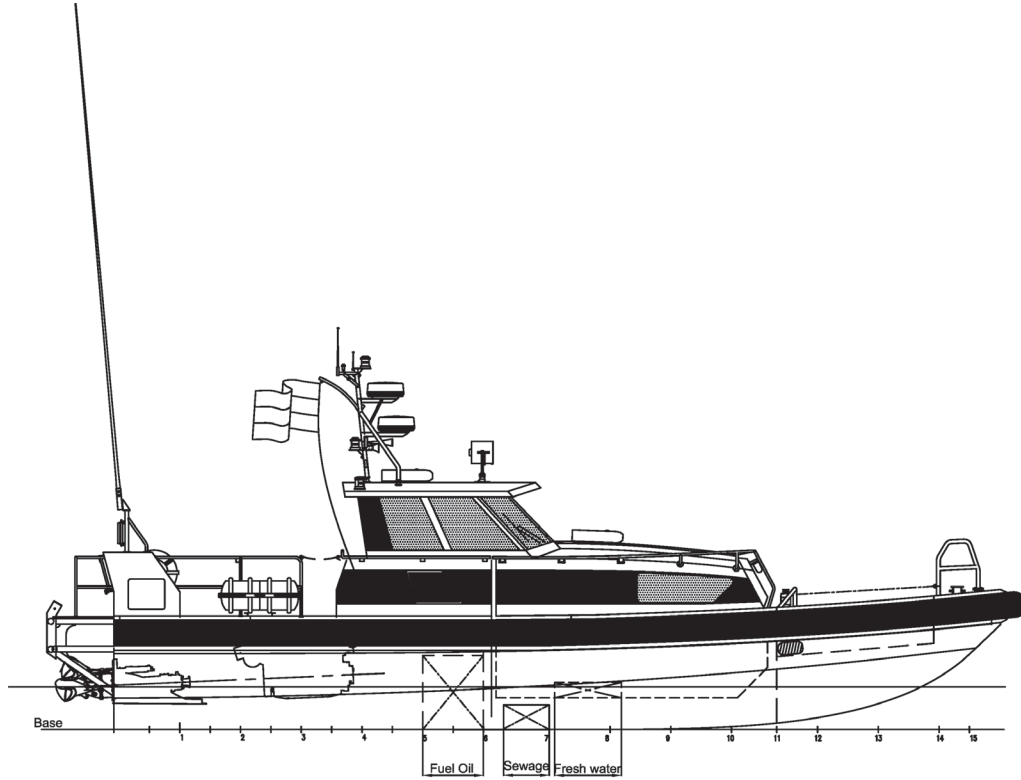
Accommodations

Passenger Seats:	28
Certified to Carry:	30

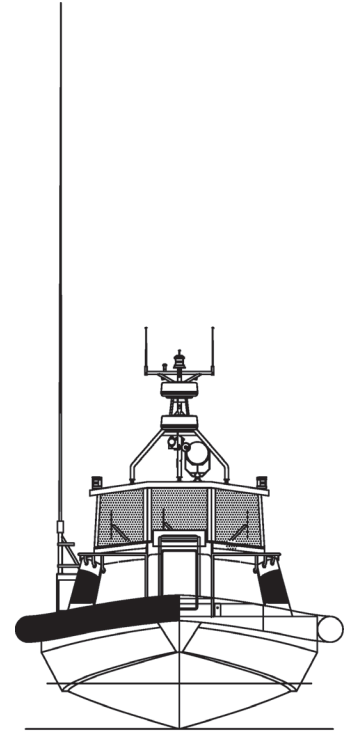
Registration

Flag: VANUATU	Home Port: PORT VILA
Hull Number:	2246
Year Built: 2009	Call Sign: YJVT4
Builder:	DAMEN SHIPYARDS
Tonnage (ITC):	24.7 GT 9.7 NT

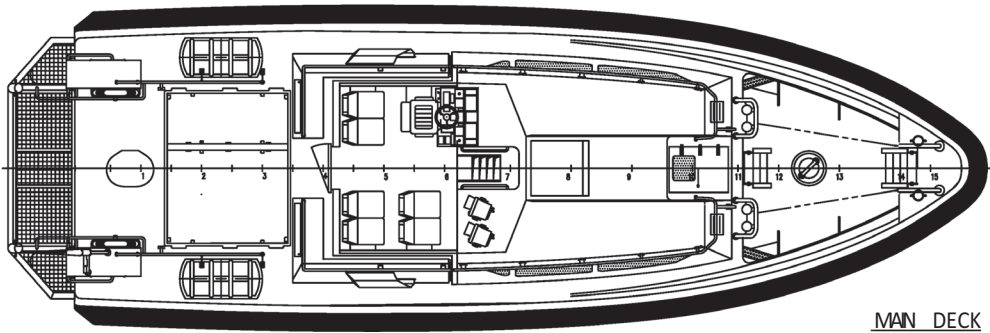
*Approximate values assuming Ideal Conditions



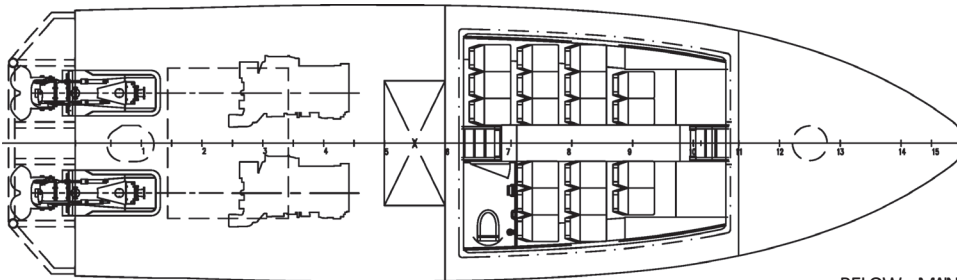
PROFILE



FRON1VIEW



MAN DECK



BELOW MAN DECK