



ALUCAT 1605 FAST CREWBOAT

Vessel Characteristics

Length, Overall:	53.2 ft	16.2 m
Beam:	17.7 ft	5.4 m
Depth:	6.2 ft	1.9 m
Maximum Draft:	3 ft	0.9 m
Minimum Height:	21.7 ft	6.6 m
Freeboard:	3.3 ft	1 m
Displacement:	20 lt	20 mt
Deadweight:	4 lt	4 mt
Clear Deck Space:	12 x 9.2 ft	3.6 x 2.8 m
Clear Deck Area:	96.9 ft ²	9 m ²
Deck Strength:	100 lb/ft ²	0.5 t/m ²

Capacities

Deck Cargo:	2 lt	2 t
Fuel Oil:	530 gal	2 m ³
Potable Water:	66 gal	0.2 m ³

TIDEWATER

Find out more

tdw.com

Pg.2 Further Specifications

Pg.4 Capacity Table

Pg.3 General Arrangement



Machinery

Main Engines (2):	Cat 3406E DI TA		
Total HP:	1,200		
Propellers (2):	Waterjets - Kamewa FF375S		
Primary Generators (1):	5 kw	230 v	50 hz
Driven by:	Main Engine		

Performance*

Fuel Consumption Vs Speed	
Maximum:	5.3 m ³ /day (58 gph) @ 29 knots
Cruising:	2.5 m ³ /day (27 gph) @ 21 knots
Economical:	1.5 m ³ /day (16 gph) @ 15 knots
Standby:	0.4 m ³ /day (4 gph) @ 0 knots
Range @ 21 Knots:	400 nm

Deck Equipment

Anchors (1):	53lbs POOL
Anchor Chain:	10.1 m of 10.2 mm chain per side

Nav/Comms Equipment

Radar(s):	2
Depth Sounder:	1
Radio:	2 x VHF; 1 x SSB

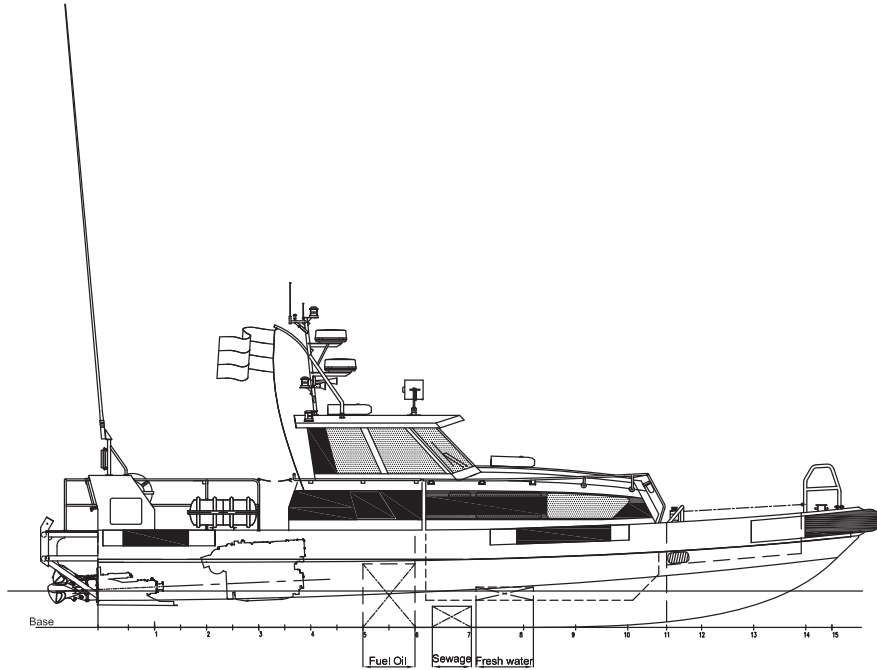
Accommodations

Passenger Seats:	28
Certified to Carry:	30

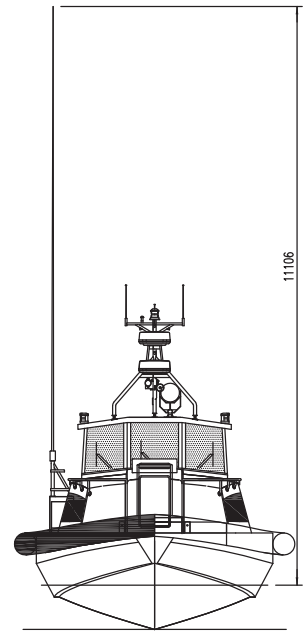
Registration

Flag: VANUATU	Home Port: PORT VILA
Hull Number:	2240
Year Built: 2009	Call Sign: YJVS6
Builder:	DAMEN SHIPYARDS
Tonnage (ITC):	24.7 GT 9.7 NT

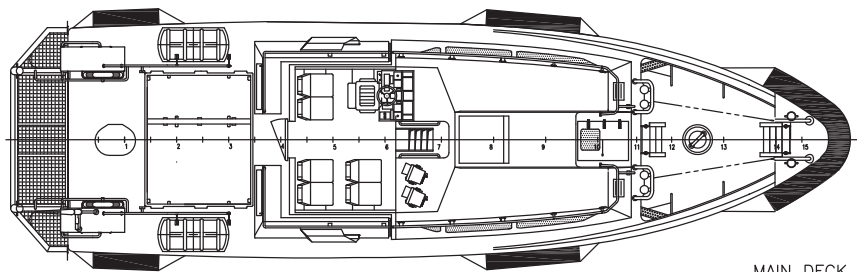
*Approximate values assuming Ideal Conditions



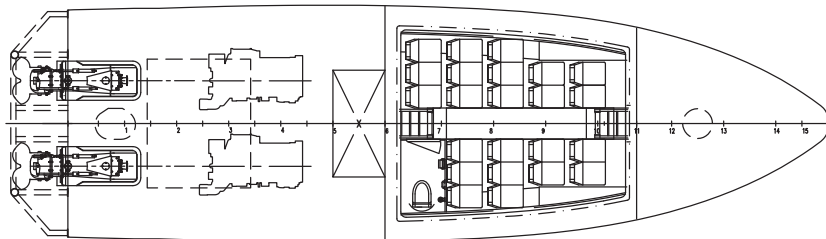
PROFILE



FRONTVIEW



MAIN DECK



BELOW MAIN DECK