



Vessel Characteristics

Length, Overall:	268 ft	81.7 m
Beam:	59.1 ft	18 m
Depth:	25.6 ft	7.8 m
Maximum Draft:	21.3 ft	6.5 m
Light Draft:	10.1 ft	3.1 m
Minimum Height:	92.2 ft	28.1 m
Freeboard:	4.3 ft	1.3 m
Displacement:	6,610 lt	6,710 mt
Deadweight:	4,040 lt	4,100 mt
Clear Deck Space:	190 x 49 ft	57.2 x 15 m
Clear Deck Area:	8,930 ft ²	830 m ²
Deck Strength:	2,050 lb/ft ²	10 t/m ²

Class Notations:
 DNV: +1A1, Fire Fighter (I), OSV, STANDBY VESSEL, CLEAN(DESIGN),
 COMF-V(3)C(3), DK(+), DYNPOS-AUTR, E0, HL(2.8), ICE-C, LFL*,NAUT-
 OSV(A), OILREC, SF

TIDEWATER[®]
TROMS MIRA

PSV 1 08 PLATFORM SUPPLY VESSEL

TIDEWATER TROMS MIRA

Capacities

Deck Cargo:	2,260 lt	2,300 t
Fuel Oil:	224,000 gal	850 m ³
Potable Water:	32,900 gal	120 m ³
Fresh Water:	168,000 gal	640 m ³
Drill/Ballast Water:	421,000 gal	1,590 m ³
Bulk Tanks (4 tanks):	10,700 ft ³	300 m ³
Liquid Mud (23 lbs/gal):	8,010 bbl	1,270 m ³
Base Oil:	930 bbl	150 m ³
Methanol:	1,400 bbl	220 m ³
Fire Fighting Foam:	660 gal	2.5 m ³

Machinery

Diesel Electric Vessel			
Propulsive/Total HP:	4,290 / 8,560		
Z-Drives:	Yes		
Propellers (2):	Rolls Royce Azipull 1600 KW		
Primary Generators (2):	2,250 kw	690 v	60 hz
Driven by:	CAT 3516C		
Secondary Generators (2):	940 kw	690 v	60 hz
Driven by:	CAT C32		
Emergency Generators (1):	140 kw	690 v	60 hz
Driven by:	Caterpillar C6.6 ACERT		
Bow Thruster (3):	Brunvoll FU-74-LTC-2000		
Driven by:	800kW Electric Motor		
Total Thrust:	40 st	36.5 mt	

Deck Equip.

Anchors (2):	7275 LBS STOCKLESS BOWER		
Anchor Chain:	250 m of 46 mm chain per side		
Crane:	2 t @ 17.1 m		
Capstans (2):	8 t SEANICS		
Tugger (2):	10 t SEANICS		

Accommodations

Nº of Berths:	28		
1-man cabins:	16		
4-man cabins:	3		
Certified to Carry:	28		
Hospital:	Yes		

Performance

(Approximate values assuming Ideal Conditions)		
<i>Fuel Consumption Vs Speed</i>		
Maximum:	20 m ³ /day (220 gph) @ 14 knots	
Cruising:	17 m ³ /day (180 gph) @ 13 knots	
Economical:	9 m ³ /day (99 gph) @ 10 knots	
Standby:	1.1 m ³ /day (11.9 gph) @ 0 knots	
Range @ 13 Knots:	15,900 nm	
<i>Transfer Rates</i>		
Fuel Oil:	880 gpm @ 300 ft	200 m ³ /h @ 92 m
Potable Water:	880 gpm @ 300 ft	200 m ³ /h @ 92 m
Fresh Water:	880 gpm @ 300 ft	200 m ³ /h @ 92 m
Drill/Ballast Water:	660 gpm @ 300 ft	150 m ³ /h @ 92 m
Bulk:	44.4 cfm @ 190 ft	75.5 m ³ /h @ 57 m
Liquid Mud:	440 gpm @ 800 ft	100 m ³ /h @ 240 m
Base Oil:	440 gpm @ 300 ft	100 m ³ /h @ 92 m
Brine:	440 gpm @ 690 ft	100 m ³ /h @ 210 m
Methanol:	440 gpm @ 300 ft	100 m ³ /h @ 92 m

Nav/Comms Equip.

Radar(s):	2
Depth Sounder:	1
Gyro Compass:	3
Doppler Log:	1
Radio:	3 x VHF; 1 x SSB
Satelite Comms:	2xINMARSAT-C, 1xFLEET BROADBAND 250

Special Equip.

Firefighting:	FIFI-1
Dynamic Positioning:	DP-2 CLASSED
Ref. Systems:	3 x MRU; 2 x DGPS 1 x Laser-based; 1 x Radar-based
Mud Recirculation:	Yes
Mud Mixers:	Yes
Tank Cleaning:	Yes
Rescue Boat:	Palfinger FRSQ 700A 10 Man FRC

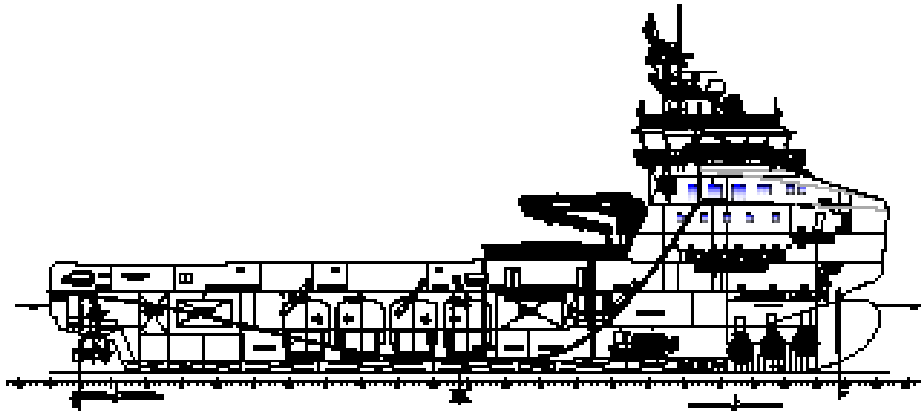
Registration

Flag:	ISLE OF MAN	
IMO Nº:	9709116	
Year Built:	2015	
Builder:	VARD VUNG TAU	
Call Sign:	2IC08	
Tonnage (ITC):	3564 GT	1302 NT

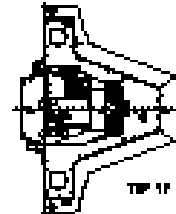
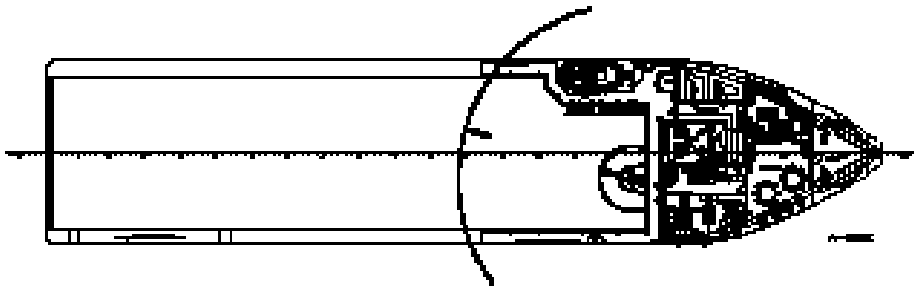
NOTICE: The data contained herein is provided for convenience of reference to allow users to determine the suitability of the Company's equipment. The data may vary from the current condition of equipment which can only be determined by physical inspection. Company has exercised due diligence to insure that the data contained herein is reasonably accurate. However, Company does not warrant the accuracy or completeness of the data. In no event shall Company be liable for any damages whatsoever arising out of the use or inability to use the data contained herein. Fuel consumption figures are historically conservative approximations.

TIDEWATER[®] TROMS MIRA

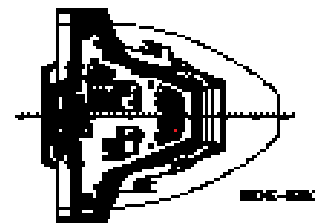
General Arrangement (Current configuration may vary.)



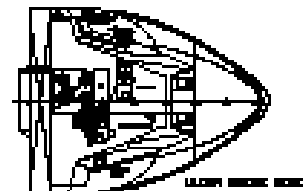
TOP OF BOWLINE





TOP OF WHEELHOUSE



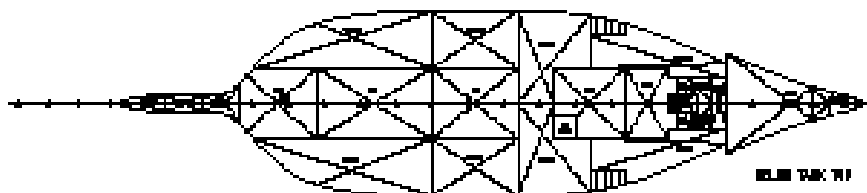
INSIDE VIEW



LOWER DECK VIEW



U-DECK



SOLE TANK VIEW

NOTICE: The data contained herein is provided for convenience of reference to allow users to determine the suitability of the Company's equipment. The data may vary from the current condition of equipment which can only be determined by physical inspection. Company has exercised due diligence to insure that the data contained herein is reasonably accurate. However, Company does not warrant the accuracy or completeness of the data. In no event shall Company be liable for any damages whatsoever arising out of the use or inability to use the data contained herein. Fuel consumption figures are historically conservative approximations.

Capacity Table

Tank	Contents	Volume m ³	Base Oil	Fuel Oil	Dry Bulk	DW/WB	Potable Water	Fresh Water	Brine	Liquid Mud	Methanol	Lube Oil	Foam	Oil Disp.	
01 WB TK	DW/WB	99.3				99.3									
07 WB TK	DW/WB	39.2				39.2									
08 WB TK	DW/WB	39.2				39.2									
11 WB TK	DW/WB	53.5				53.5									
12 WB TK	DW/WB	53.5				53.5									
13 WB TK	DW/WB	52.9				52.9									
14 WB TK	DW/WB	52.9				52.9									
15 WB TK	DW/WB	118.5				118.5									
16 WB TK	DW/WB	118.5				118.5									
29 WB TK	DW/WB	34.6				34.6									
32 WB TK	DW/WB	32.4				32.4									
33 WB TK	DW/WB	32.4				32.4									
34 WB TK	DW/WB	42.1				42.1									
35 WB TK	DW/WB	42.1				42.1									
36 WB TK	DW/WB	54.4				54.4									
37 WB TK	DW/WB	54.4				54.4									
38 WB TK	DW/WB	34.4				34.4									
39 WB TK	DW/WB	34.4				34.4									
42 WB TK	DW/WB	75.7				75.7									
43 WB TK	DW/WB	75.7				75.7									
71 WB METH CD	DW/WB	289.7				289.7									
72 WB/FW STAB TK	DW/WB/FW	193.0				193.0		193.0							
77 WB STAB TK	DW/WB	148.2				148.2									
87 WB TK	DW/WB	15.9				15.9									
19 FW TK	FW	56.0						56.0							
22 FW TK	Ship's FW	60.7					60.7								
23 FW TK	Ship's FW	63.7					63.7								
24 FW TK	FW	56.4						56.4							
26 FW TK	FW	48.1						48.1							
31 FW TK	FW	17.4						17.4							
40 FW TK	FW	74.9						74.9							
41 FW TK	FW	74.9						74.9							
90 FW TK	FW	74.2						74.2							
91 FW TK	FW	41.9						41.9							
52 FO TK	FO	49.0		49.0											
53 FO TK	FO	71.0		71.0											
54 FO OVERFLOW TK	FO	43.4		43.4											
55 FO TK	FO/BO/ORO	89.5	89.5	89.5											
56 FO TK	FO	57.9		57.9											
57 FO TK	FO	57.9		57.9											
58 FO TK	FO/ORO	56.1		56.1											
59 FO TK	FO/ORO	56.1		56.1											
60 FO TK	FO/ORO	86.0		86.0											
61 FO TK	FO	85.9		85.9											
64 FO TK	FO/BO/ORO	58.2	58.2	58.2											
73 FO SETTLE TK	FO	21.0		21.0											
74 FO SERV TK 1	FO	18.4		18.4											
75 FO SERV TK 2	FO	14.2		14.2											
76 FO SERV TK 3	FO	15.2		15.2											
92 FO TK	FO	157.8		157.8											
69 Meth/ORO TK	METH/ORO	110.8									110.8				
70 Meth/ORO TK	METH/ORO	111.3									111.3				
44 LM TK	LM/BR/SLOP	163.0								163.0					
45 LM TK	LM/BR	163.0								163.0					
46 LM TK	LM/BR/ORO	163.0								163.0					
47 LM TK	LM/BR/ORO	163.0								163.0					
48 LM TK	LM/BR/ORO	163.0								163.0					
49 LM TK	LM/BR/ORO	163.0								163.0					
50 LM TK	LM/BR/ORO	147.7								147.7					
51 LM TK	LM/BR/ORO	147.7								147.7					
79 Lube Oil TK	LO	11.2										11.2			
80 Lube Oil TK	LO	4.7										4.7			
81 Lube Oil TK	LO	4.2										4.2			
96 Foam TK	FOAM	2.5											2.5		
65 CEM TK	Dry Bulk	75.5			75.5										
66 CEM TK	Dry Bulk	75.5			75.5										
67 CEM TK	Dry Bulk	75.5			75.5										
68 CEM TK	Dry Bulk	75.5			75.5										
Total Volume [m ³]			147.7	937.6	302.0	1,786.9	124.4	636.8	0.0	1,273.4	222.1	20.1	2.5	0.0	
Spec Sheet Total Volume [m ³]			147.7	846.4	302.0	1,593.9	124.4	636.8	0.0	1,273.4	222.1	20.1	2.5	0.0	

*Capacities shown are for lead vessel. Actual capacities may vary slightly.

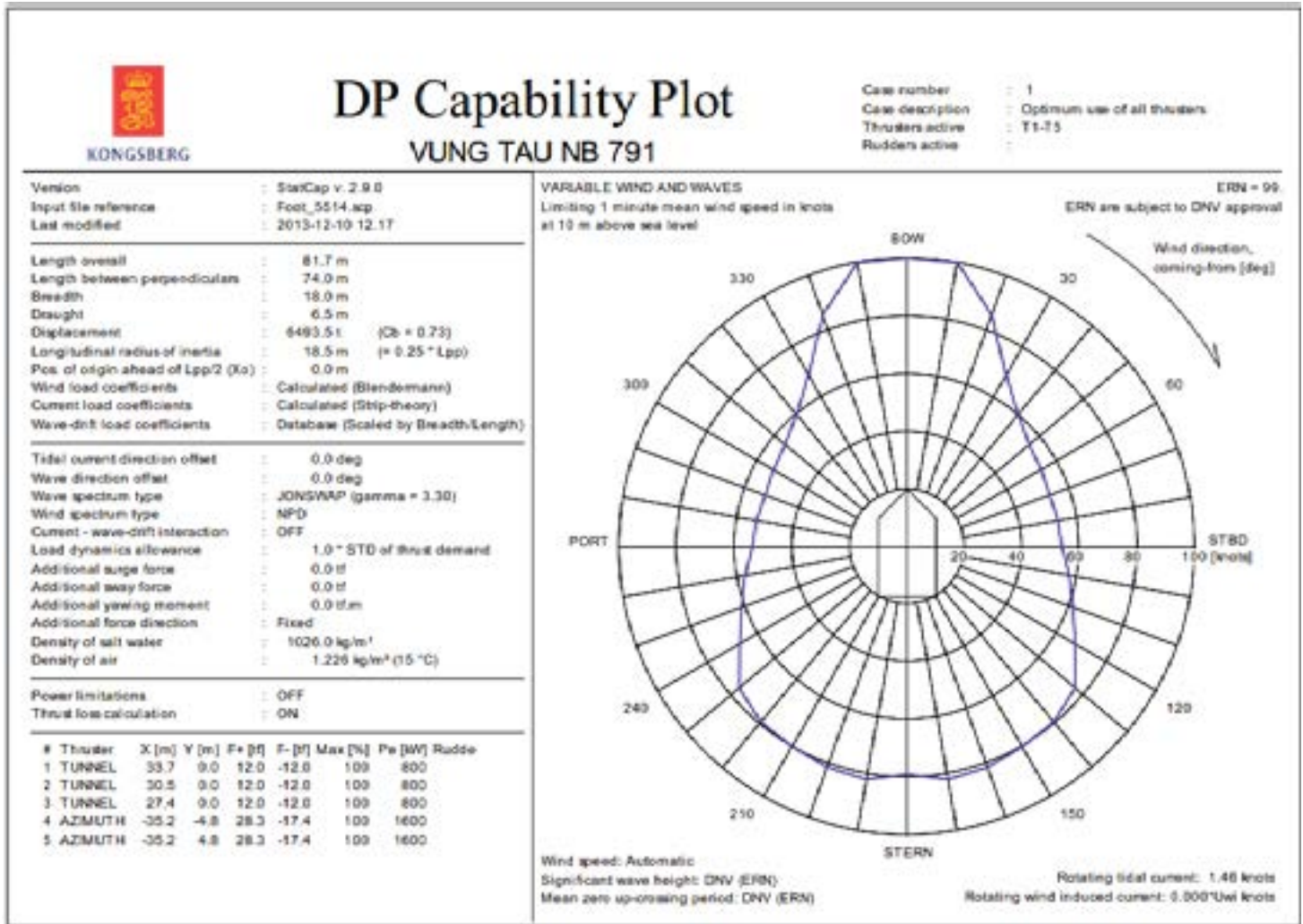
*Capacities shown in **RED** are excluded from the total volume.

*Capacities shown in **BLUE** are included in another Tank's Capacity.

*Capacities shown in **GREEN** are counted for multiple Tank Capacities.

NOTICE: The data contained herein is provided for convenience of reference to allow users to determine the suitability of the Company's equipment. The data may vary from the current condition of equipment which can only be determined by physical inspection. Company has exercised due diligence to insure that the data contained herein is reasonably accurate. However, Company does not warrant the accuracy or completeness of the data. In no event shall Company be liable for any damages whatsoever arising out of the use or inability to use the data contained herein. Fuel consumption figures are historically conservative approximations.

DP Capability Plot



NOTICE: The data contained herein is provided for convenience of reference to allow users to determine the suitability of the Company's equipment. The data may vary from the current condition of equipment which can only be determined by physical inspection. Company has exercised due diligence to insure that the data contained herein is reasonably accurate. However, Company does not warrant the accuracy or completeness of the data. In no event shall Company be liable for any damages whatsoever arising out of the use or inability to use the data contained herein. Fuel consumption figures are historically conservative approximations.